

Specifications

Power Supply

- 120V AC / 60Hz Adapter (USA and Canada),
- 240V AC / 50Hz Adapter (UK),
- 220V/230V AC / 50Hz Adapter (Most European Countries)

Motor Voltage - 24V AC

Adapter Cord - 15ft

Construction

- Housing Material - ABS
- Chassis - Electro-Galvanized Steel
- Arm assembly and Slider Plate - Iron (Powder Coated)

Radio Frequency

Frequency - 433.92MHz

Coding - Skylink Rolling Code

Operating Range - 100ft (30 meters) approx.

Handheld Transmitters

Model 4B-201 - 4-button Transmitter

Model WM-201 - Wall Mount / Keychain Transmitter

Battery - 12V Alkaline (Type 23A)

Compatible Lock

(Controlled by Door Opener Main Unit)

Model MC-201 - Electromagnetic Lock with up to 100 lbs. of holding force

Model ES-201 - Electric Strike

Installation information

Model: DM-50 and DM-100

Both Models DM-50 and DM-100 are designed for: "Do-it-yourself" (DIY) market. You can install the system with simple tools.



Model: DM-150 & Electric Strike

To install the electric strike some installation skills may be required and hiring an experienced handyman, locksmith or installer may be necessary.



Package

Standard Kits



· Size: 13-1/2" x 4-1/2" x 7-3/4"

· Weight: Approx. 7 - 8 lbs

Product Certification

FCC, CE, ETL 325(UL 325), IC, cETL 325



IC Certified

3078242

Distributor / Dealer:



More product/Installation info -- please visit the "Information Center" from www.otodor.com for details

Worldwide Patents Pending

CAT 204.3

OTODOR[®]
Skylink Group

www.skylinkhome.com

Automatic Swing Door Opener

An affordable DIY advancement
in home automation



Otodor[®] can improve
your quality of life!

Versatile Applications for Home Automation:

- The first swing door opener for DIY market with affordable price
- Install for inswing / outswing doors both left and right side
- Operates all types of swing doors both solid and hollow door
- Size of the swing door: upto 36 inches wide and 90 lbs
- Convenience: Offices and home interior and garage side doors
- Health care: Seniors homes, nursing homes
- Public Facilities: Restrooms for offices and restaurants



Health Care



Public Restroom



Office



Home Interior Door



Garage Swing Door



Garage Door
(Optional receiver
GT-100R required)

Model DM-50 Basic Model includes:

- Swing Door Opener DM-001
- Remote Control: 4B-201 (4 button)
- Mounting arm, brackets with screws
- Mounting plate
- Class 2 AC Adapter



Model DM-100 includes:

- DM-50 Basic Model
- MC-201 Electromagnetic lock with Mounting Brackets



Model DM-150 includes:

- DM-50 Basic Model
- ES-201 Electric Strike

Note: To install the electric strike some installation skills may be required.



Accessories (optional)

4-Button Transmitter
Model 4B-201



Wall Mount Transmitter /
Keychain Transmitter
Model WM-201



Electric Strike
Model ES-201



Electromagnetic Lock
Model MC-201



Keypad Transmitter
Model KP-434



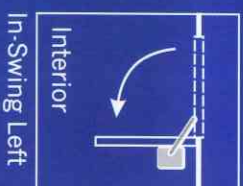
Motion Sensor
Model PS-201



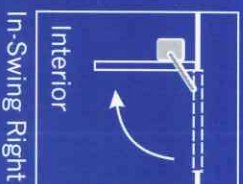
Features

- Automatically open / close swing doors up to 90lbs and 36 inches wide
- Works with 4 different types of swing doors:

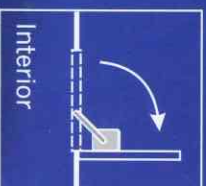
- 1) In-Swing Left
- 2) In-Swing Right
- 3) Out-Swing Left
- 4) Out-Swing Right



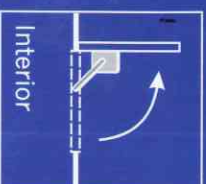
In-Swing Left



In-Swing Right



Out-Swing Left



Out-Swing Right

- Can be installed on most doors, including wood and metal doors
- "Hit and Stop" feature ensures safety operation
- Fail safe operation - Door can be opened/closed freely during power outage
- Built-in mechanical clutch to prevent motor from damaging when external force is applied to the motor
- Audio warning as an indication when the swing door opener is operating
- Auto learn door travel limits
- 3 different operating modes:
 - 1) Toggle Operation,
 - 2) Open / Close Operation,
 - 3) Timer Operation, closes door automatically after a specific period of time (User programmable)
- One remote can operate 4 Swing Door Openers
- Can learn up to 16 transmitters/sensors